

MV4-D2048-L01-3D06-GT

The 3D CMOS cameras MV4-D2048-L01-3D06-GT (LUX2810) are designed for high triangulation rates. The LUXIMA CMOS image sensor LUX2810 is optimized for high frame rates and high sensitivity and combined with two robust algorithms to determine the triangulation line in the FPGA of the camera.

Features

- LUXIMA LUX2810 CMOS image sensor
- 2048 x 1400 pixel resolution
- > 80000 profiles per second (pps)
- Global shutter
- Extended sensor and camera features
- 4x Isolated inputs or shaft encoder
- 3x Isolated outputs
- GigEVision interface
- PoE (Power Over Ethernet)



Quantum Efficiency Image Sensor

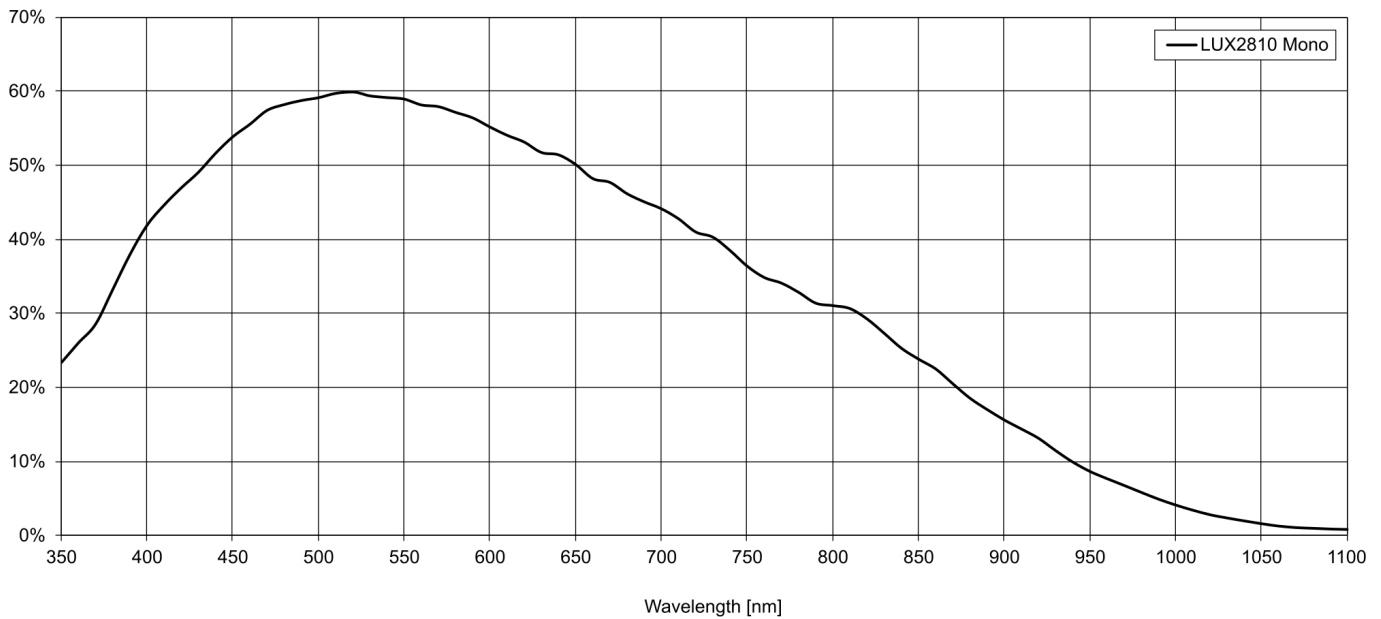


Image Sensor Specifications

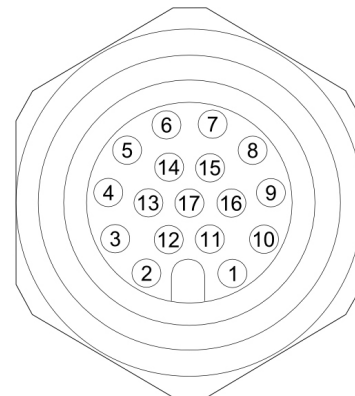
Manufacturer / Type	LUXIMA, LUX2810
Technology	CMOS
Optical format	1"
Optical diagonal	16.372mm
Resolution	2048 x 1400
Pixel size	6.6µm x 6.6µm
Active optical area	13.52mm x 9.24mm
Dark current	3,333 e-/s @ 37°C
Read out noise	27e-
Full well capacity / SNR	13ke- / 114:1
Spectral range	Monochrome: 350 to 950nm (to 10% of peak responsivity)
Responsivity	Monochrome: 1300 x 10 ³ DN / (J/m ²) @ 520nm / 8bit
Quantum Efficiency	Monochrome: < 54%
Optical fill factor	47 % (without micro lens)
Dynamic range	53.8 dB
Characteristic curve	Linear
Shutter mode	Global shutter

Camera Specifications

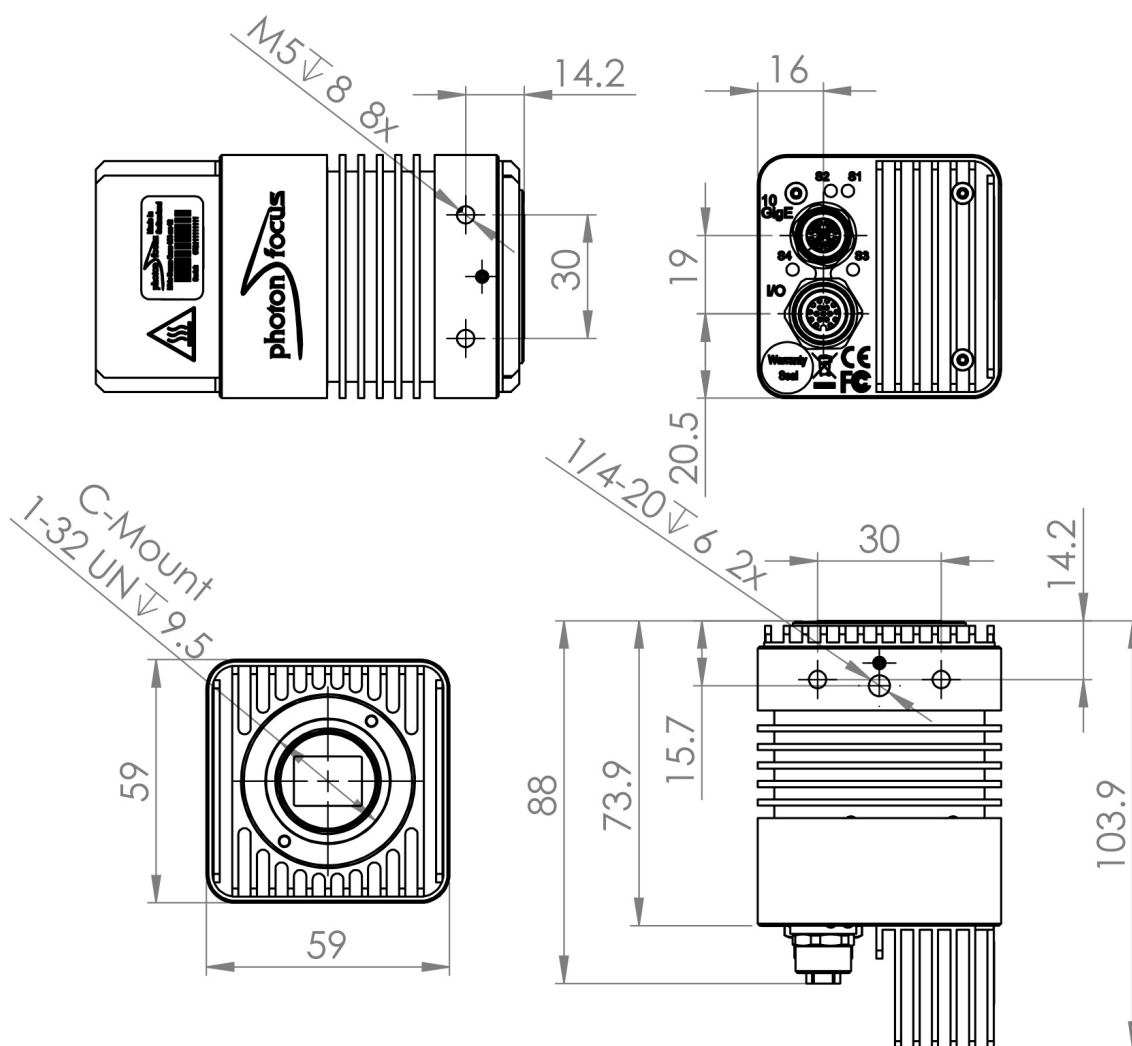
Interface	10GigE
Frame rate	> 80000pps
Pixel clock	n/a
Camera taps	n/a
Greyscale resolution	8Bit
Fixed pattern noise (FPN)	< 1DN RMS @ 8Bit
Exposure time range	10 μ s - 800 ms
Analog gain	no
Digital gain	0.1 to 15.99 (FineGain)
Trigger Modes	Free running (non triggered), external Trigger, SWTrigger, Encoder
Features	Linear Mode / multiple slope (High Dynamic Range Mode), Temperature monitoring of camera, Low trigger delay and low trigger jitter, Extended trigger input and strobe output functionality, 4x Isolated inputs or shaft encoder A, B, Z, Y interface (RS422, TTL, D-HTL, HTL), 3x Isolated outputs (2x open drain, 1x TTL highspeed)
Operation temperature / moisture	0°C ... 50°C / 20 ... 80 %
Storage temperature / moisture	-25°C ... 60°C / 20 ... 95 %
Power supply	+12VDC (-10%) ... +24VDC (+10%)
Power consumption	< 9.0 W
Lens mount	C-Mount
I/O Inputs	4x Isolated inputs or shaft encoder A, B, Z, Y interface (RS422, TTL, D-HTL, HTL)
I/O Outputs	3x Isolated outputs (2x open drain, 1x TTL highspeed)
Dimensions	59 x 59 x 90.3 mm ³
Mass	410 g
Connector I/O (Power)	17pin M12
Connector Interface	X-coded M12
Conformity	CE / RoHS / WEEE
IP Code	IP40

Connectors

Pin	I/O Type	Name	Description
1	PWR	CAMERA_GND	Camera GND, 0V
2	PWR	CAMERA_PWR	Camera Power
3	I	ISO_INC0_P / ISO_IN0	Isolated RS422/HTL positive differential or Isolated TTL/HTL single ended input
4	I	ISO_INC0_N / ISO_GND	Isolated RS422/HTL negativ differential input or ground
5	I	ISO_INC1_P / ISO_IN1	Isolated RS422/HTL positive differential or Isolated TTL/HTL single ended input
6	I	ISO_INC1_N / ISO_GND	Isolated RS422/HTL negativ differential input or ground
7	I	ISO_INC2_P / ISO_IN2	Isolated RS422/HTL positive differential or Isolated TTL/HTL single ended input
8	I	ISO_INC2_N / ISO_GND	Isolated RS422/HTL negativ differential input or ground
9	I	ISO_IN3	Isolated TTL input
10	O	ISO_OUT2	Isolated TTL output
11	PWR	CAMERA_GND	Camera GND, 0V
12	PWR	CAMERA_PWR	Camera Power
13	O	ISO_OUT0	Isolated open drain output
14	O	ISO_OUT1	Isolated open drain output
15	IO	RS485_DATA_P	RS485 interface data positive polarity
16	IO	RS485_DATA_N	RS485 interface data negative polarity
17	PWR	ISO_GND	Isolated I/O GND



Dimensions



Explanation

DN DigitalNumber (equals to LSB)

e⁻ Electrons

Order Information

MV4-D2048-L01-3D06-GT

BW model

Compatibility



Photonfocus AG
Bahnhofplatz 10
CH-8853 Lachen SZ
Switzerland

Phone: +41 55 451 00 00
www.photonfocus.com
info@photonfocus.com