

TECHSPEC® SWIR FIXED FOCAL LENGTH IMAGING LENSES

#83-160 • 25mm FL • f/2.1

TECHSPEC® SWIR FIXED FOCAL LENGTH IMAGING LENSES

TECHSPEC® SWIR Fixed Focal Length Imaging Lenses are compact, lightweight SWIR lenses designed for applications operating in the short-wave infrared spectra, which ranges from 0.9 – 1.7µm. SWIR lenses are ideal for a range of applications including inspection, sorting, or quality control. These SWIR lenses are anti-reflection coated from 0.8 – 1.8µm, in addition to being designed to cover large, 25mm sensors. TECHSPEC® SWIR Fixed Focal Length Imaging Lenses are commercial off-the-shelf (COTS) lenses with low f/#s for high throughput and improved performance.



| | |
|--|-----------|
| Focal Length: | 25mm |
| Minimum Working Distance¹: | 200mm |
| Focus Range¹ (lockable): | 200mm – ∞ |
| Length at Near Focus: | 63.3mm |
| Length at Far Focus: | 59.5mm |
| Max. Rear Protrusion: | 4.51mm |
| Filter Thread: | M34 x 0.5 |
| Camera Mount: | C-mount |

| | |
|--|------------------------|
| Aperture (f/#): | f/2.1 - f/16, lockable |
| Magnification Range: | 0X - 0.12X |
| Distortion²: | <2.5% |
| Numerical Aperture²: | 0.02 |
| Image Circle: | 25.6mm |
| No. of Elements (Groups): | 9 (6) |
| AR Coating: | 0.8-1.8µm BBAR |
| Weight: | <180g |

| Sensor Size (Diagonal) | 10.2mm* | 12.3mm* | 16.0mm† | 20.5mm* | 20.5mm†† | 25.6mm†† |
|----------------------------|----------------|----------------|---------------|-----------------|-----------------|-----------------|
| Field of View ³ | 65.6mm - 18.3° | 78.9mm - 21.9° | 105.4mm - 29° | 132.2mm - 36.0° | 170.4mm - 45.5° | 214.3mm - 55.8° |

1. From front of housing 2. At Min Working Distance 3. Horizontal FOV *5:4 aspect ratio †4:3 aspect ratio ††Linear Sensor

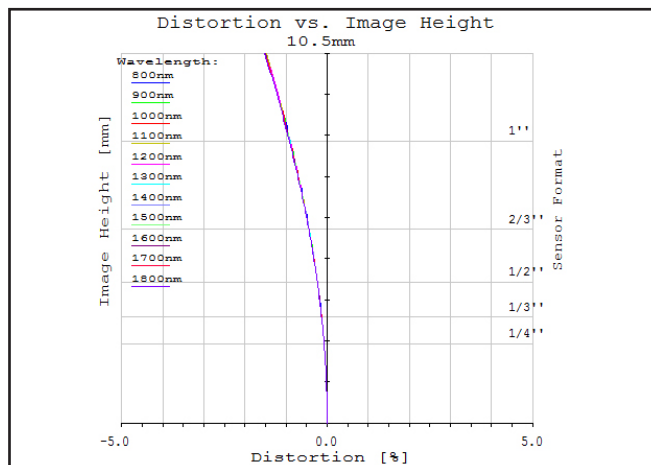


Figure 1: Distortion at the maximum sensor format. Positive values correspond to pincushion distortion, negative values correspond to barrel distortion.

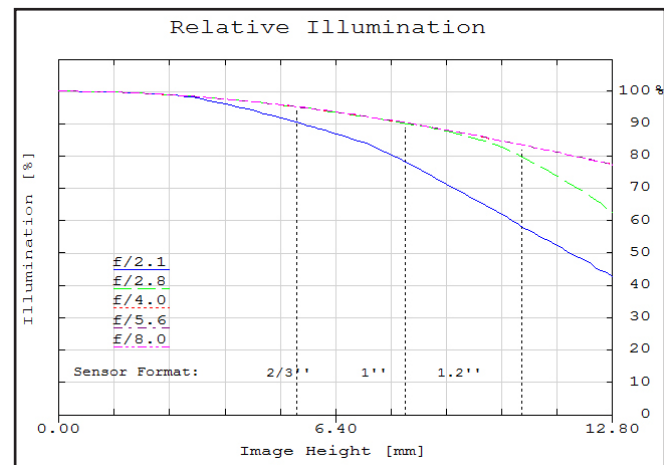


Figure 2: Relative illumination (center to corner)

In both plots, field points corresponding to the image circle of common sensor formats are included. Plots represent theoretical values from lens design software. Actual lens performance varies due to manufacturing tolerances.

© COPYRIGHT 2014 EDMUND OPTICS, INC. ALL RIGHTS RESERVED

TECHSPEC® SWIR FIXED FOCAL LENGTH IMAGING LENSES

#83-160 • 25mm FL • f/2.1

MTF & DOF: f/2.8
WD: 500mm

TECHSPEC® SWIR FIXED FOCAL LENGTH IMAGING LENSES

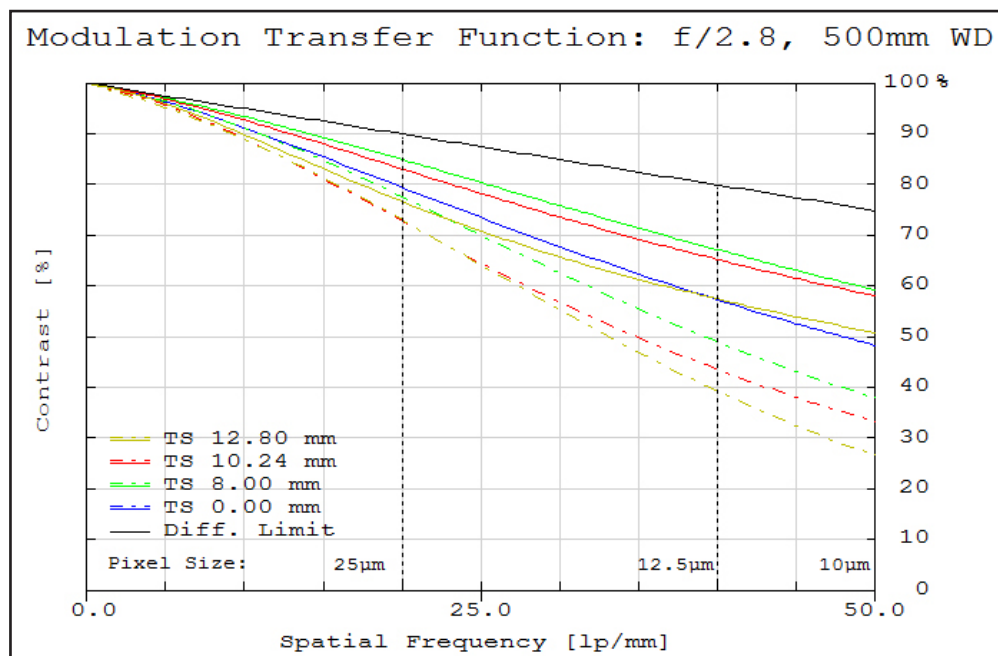


Figure 3: Image space polychromatic diffraction FFT Modulation Transfer Function (MTF) for $\lambda = 0.8\mu\text{m} - 1.8\mu\text{m}$. Included are Tangential and Sagittal values for field points on center, at 70% of full field and at the maximum sensor format. Solid black line indicates diffraction limit determined by f/#-defined aperture. Frequencies corresponding to the Nyquist resolution limit of pixel sizes are indicated.

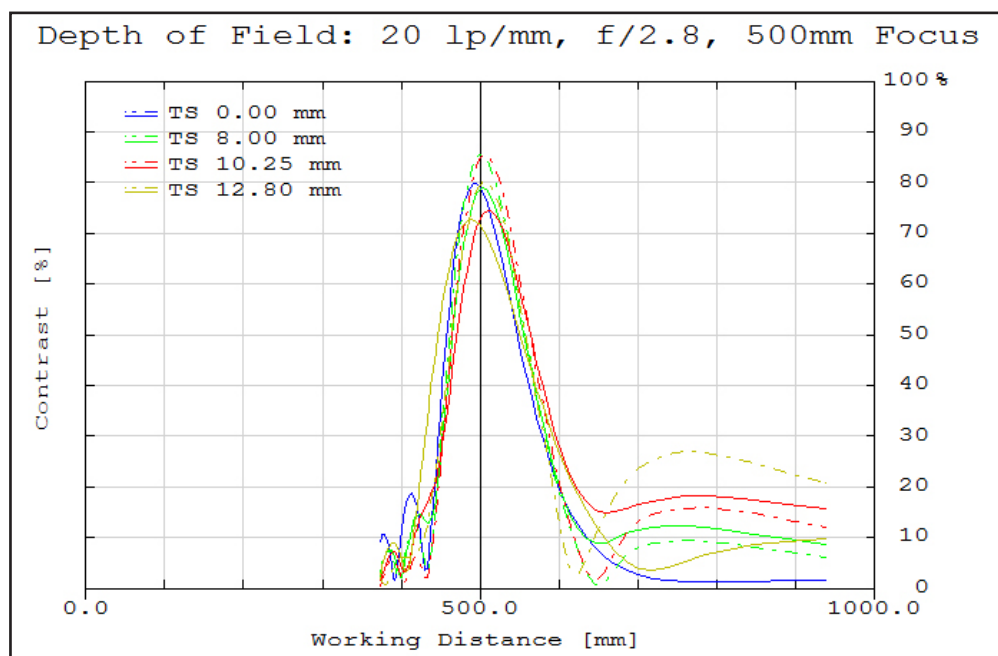


Figure 4: Polychromatic diffraction through-focus MTF at 20 linepairs/mm (image space). Contrast is plotted to two times the focus distance. Note object spatial frequency changes with working distance.

Plots represent theoretical values from lens design software. Actual lens performance varies due to manufacturing tolerances.