

TECHSPEC® LARGE FORMAT TELECENTRIC LENS

#62-912 • 175mm WD • 0.5X

Our TECHSPEC® Large Format Telecentric Lenses have been designed to maximize small pixels over a large format area scan sensor or line scan array. These highly telecentric lenses produce unparalleled levels of contrast, yielding maximum image quality with the highest degree of measurement accuracy. Designed with the lowest f/#'s in the industry, these lenses achieve the superior light collection required to solve many of today's applications. A locking iris prevents unintentional lens adjustments in high vibration environments.



| | |
|--------------------------------------|---------------------------------|
| Primary Magnification: | 0.5X |
| Working Distance¹: | 175mm |
| Depth of Field²: | ±2.05mm at f10 (20% @ 20 lp/mm) |
| Length: | 143mm |
| Filter Thread: | M86 x 1 |
| Max. Sensor Format: | 28.7 |
| Camera Mount: | F-mount |

| | |
|----------------------------------|----------------------|
| Telecentricity: | <0.1° |
| Distortion: | <0.05% |
| Aperture (f/#): | f/6 - f/22, lockable |
| Object Space NA: | 0.041 |
| No. of Elements (Groups): | 10 (7) |
| AR Coating: | 425-675nm BBAR |
| Weight: | <1028g |

| Sensor Size | 1/2.5" | 1/2" | 1/1.8" | 2/3" | Sony 2/3"* | 1" | 1" Sq † | 4/3" | 28.7mm** |
|----------------------------|--------|--------|--------|--------|------------|--------|---------|---------|----------|
| Field of View ³ | 11.5mm | 12.9mm | 14.5mm | 17.7mm | 17.0mm | 25.8mm | 22.63mm | 36.42mm | 57.73mm |

1. From front of housing 2. Image space MTF contrast 3. Horizontal FOV on standard 4:3 sensor format
 Specifications subject to change

*6:5 aspect ratio

† 1:1 aspect ratio

**Linear Array

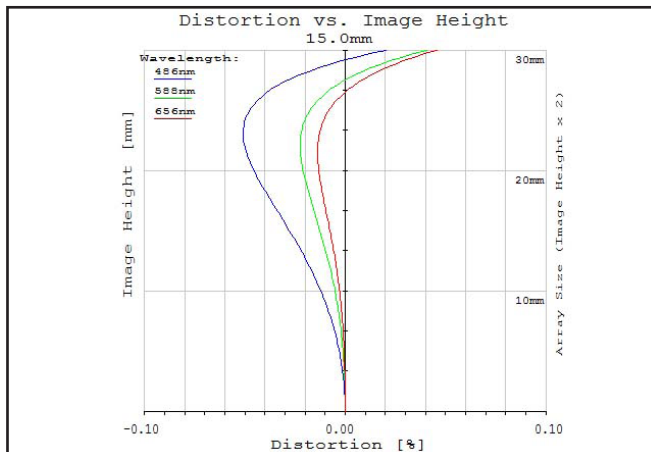


Figure 1: Distortion at the maximum sensor format. Positive values correspond to pincushion distortion, negative values correspond to barrel distortion.

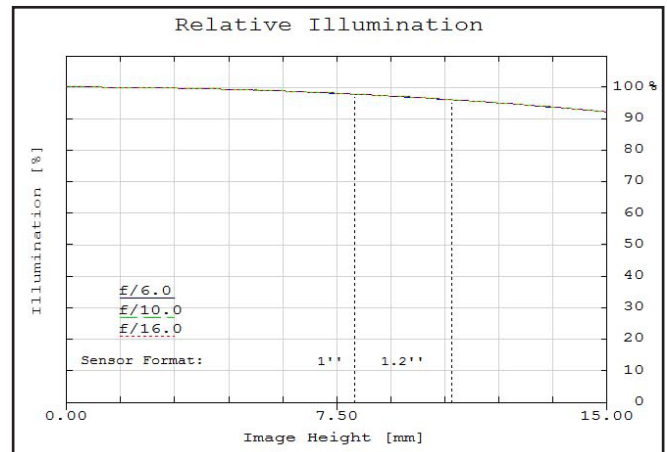


Figure 2: Relative illumination (center to corner)

In both plots, field points corresponding to the image circle of common sensor formats are included. Plots represent theoretical values from lens design software. Actual lens performance varies due to manufacturing tolerances.

TECHSPEC® LARGE FORMAT TELECENTRIC LENS

#62-912 • 175mm WD • 0.5X

MTF & DOF: f/6.0
WD: 175mm

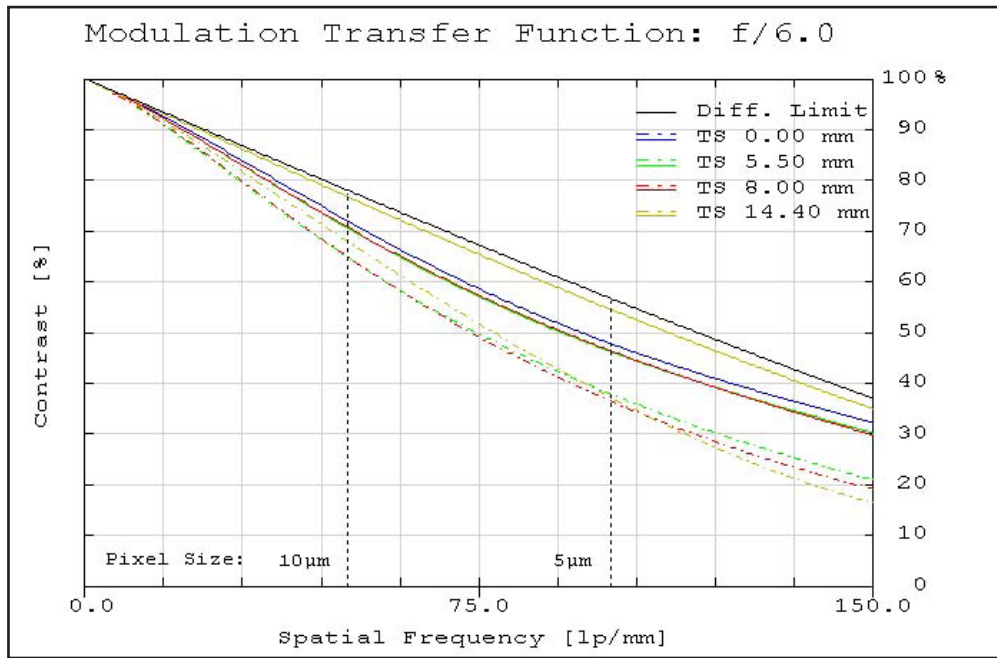


Figure 3: Image space polychromatic diffraction FFT Modulation Transfer Function (MTF) for $\lambda = 486\text{nm}$ to 656nm . Included are Tangential and Sagittal values for field points on center, at 70% of full field and at the maximum sensor format. Solid black line indicates diffraction limit determined by $f/\#$ -defined aperture. Frequencies corresponding to the Nyquist resolution limit of pixel sizes are indicated.

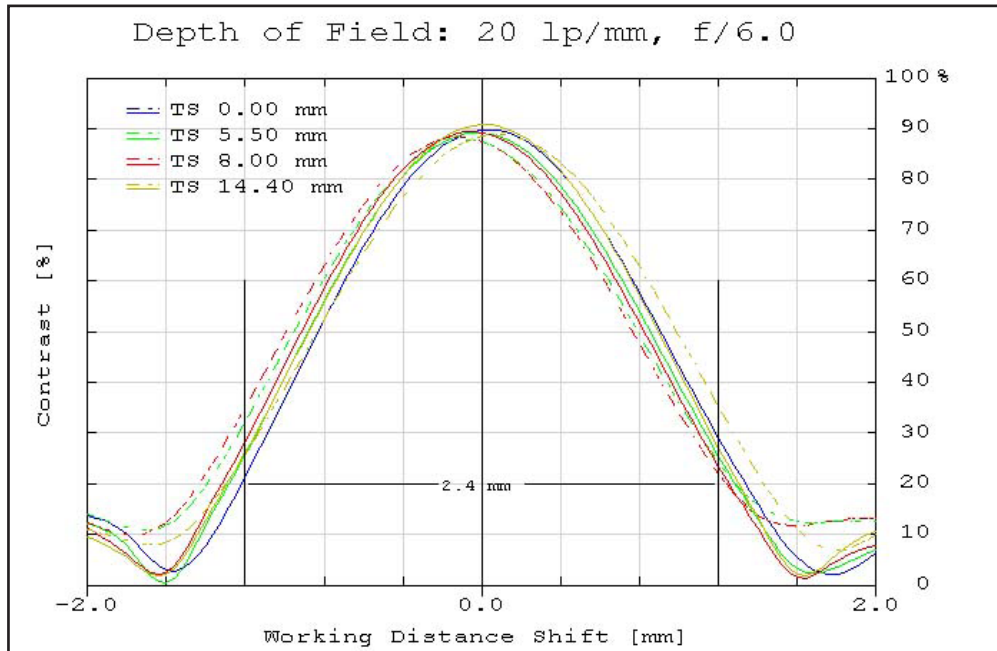


Figure 4: Polychromatic diffraction through-focus MTF at 20 linepairs/mm (image space). Contrast is plotted to two times the focus distance. Note object spatial frequency changes with working distance.

Plots represent theoretical values from lens design software. Actual lens performance varies due to manufacturing tolerances.

TECHSPEC® LARGE FORMAT TELECENTRIC LENS

#62-912 • 175mm WD • 0.5X

MTF & DOF: f/10.0
WD: 175mm

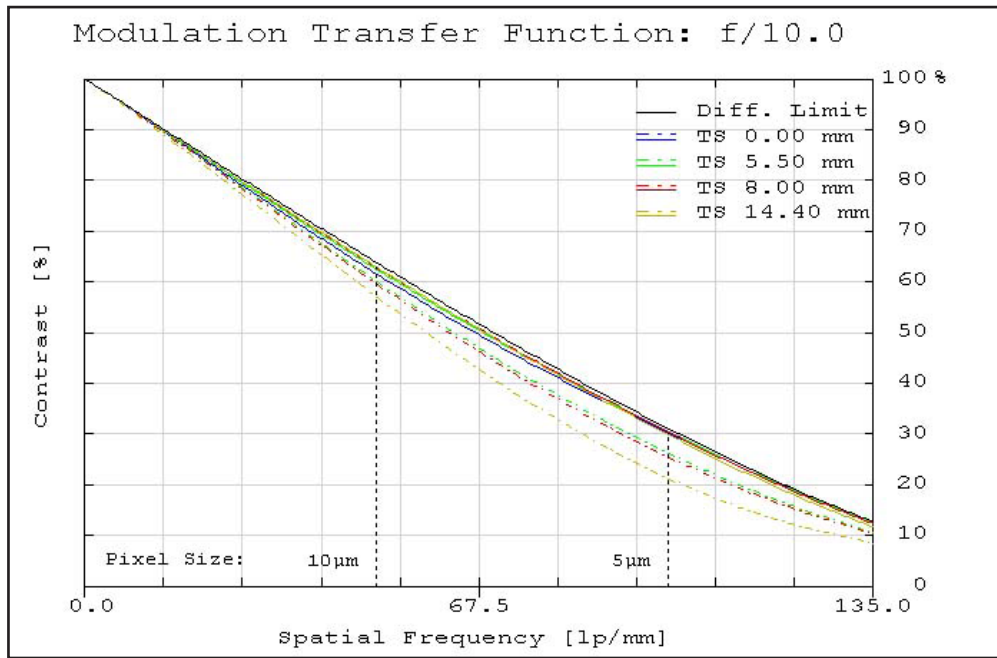


Figure 5: Image space polychromatic diffraction FFT Modulation Transfer Function (MTF) for $\lambda = 486\text{nm}$ to 656nm . Included are Tangential and Sagittal values for field points on center, at 70% of full field and at the maximum sensor format. Solid black line indicates diffraction limit determined by $f/\#$ -defined aperture. Frequencies corresponding to the Nyquist resolution limit of pixel sizes are indicated.

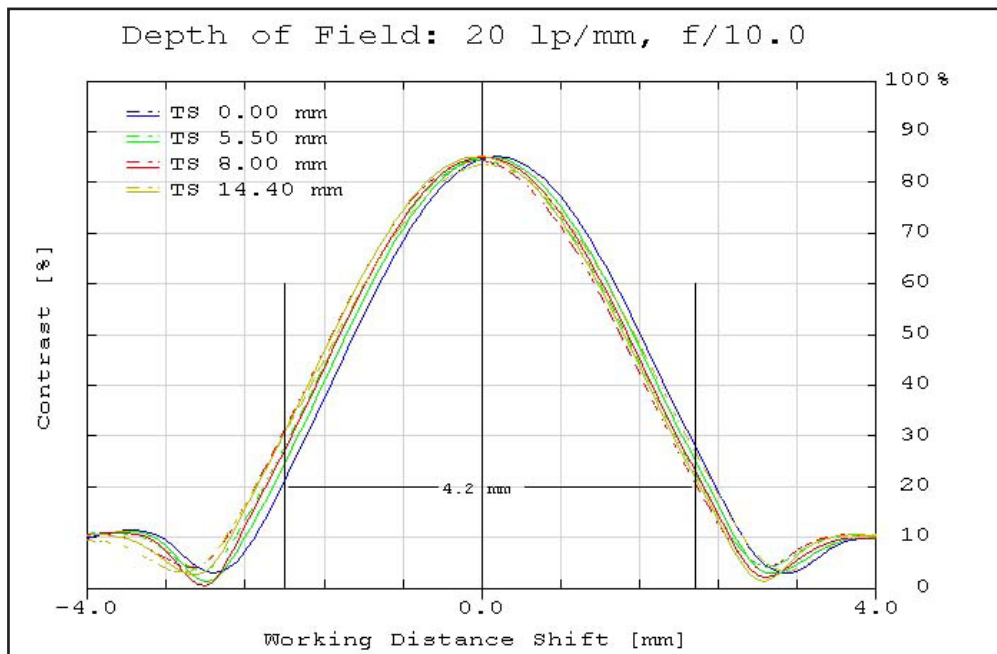


Figure 6: Polychromatic diffraction through-focus MTF at 20 linepairs/mm (image space). Contrast is plotted to two times the focus distance. Note object spatial frequency changes with working distance.

Plots represent theoretical values from lens design software. Actual lens performance varies due to manufacturing tolerances.