Weitergabe und Vervielfältigung dieser Unterlage, sowie
Verwertung und Mitteilung ihres Inhalts nicht gestattet,
soweit nicht ausdrücklich zugestanden. Alle Rechte vorbehalten

Copying of this document and giving it to others,
and the use or communication of the contents thereof,
are forbidden without express authority. All rights reserved.

pin assignment

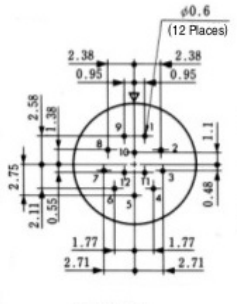

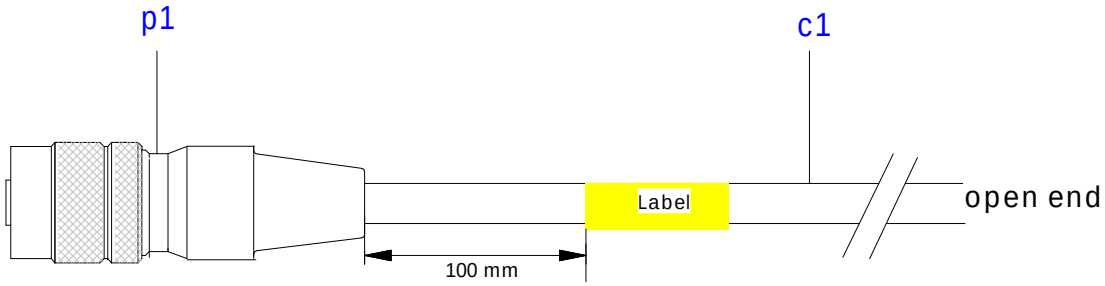

A1

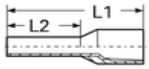

L1 = 14 L2 = 8

A2

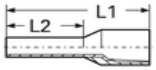

L1 = 11 L2 = 6

p1

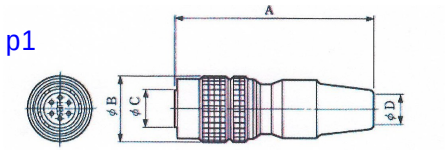

Unit : mm

Part No.	No.of pins	A	ϕB	ϕC	ϕD	Weight
HR10A-7P-4P(73)	4	35	11.5	7	5	9g
HR10A-7P-4S(73)	4	35	11.5	7	5	9g
HR10A-7P-5P(73)	5	35	11.5	7	5	9g
HR10A-7P-5S(73)	5	35	11.5	7	5	9g
HR10A-7P-6P(73)	6	35	11.5	7	5	9g
HR10A-7P-6S(73)	6	35	11.5	7	5	9g
HR10A-10P-10P(73)	10	43	14.7	9.5	7	16g
HR10A-10P-10S(73)	10	43	14.7	9.5	7	16g
HR10A-10P-12P(73)	12	43	14.7	9.5	7	16g
HR10A-10P-12S(73)	12	43	14.7	9.5	7	16g
HR10A-13P-20P(73)	20	58.8	19	13	7	37g
HR10A-13P-20S(73)	20	58.8	19	13	7	37g

PIN	vein color
1	black
2	brown
3	red
4	orange
5	yellow
6	green
7	blue
8	violett
9	gray
10	white
11	white/black
12	white/brown
shield	braid green/yellow

12-pin Hirose-connection cable on o.e.

plug	
p1	1x HR 10A-10P-12S, 12-pin, female

cable	
c1	1x control line UL-LIYCY AWG26 ,0,14² ,
	shielded, 12-pin, black, lenght: XX

	1x LiY braid 1,0² yellow/green, lenght: 300 mm
A1	1x insulated end sleeve, 1,0², yellow, lenght: 8 mm
A2	11x insulated end sleeve, 0,14², light-gray, lenght: 6 mm

If the cable is not otherwise defined by the contract binding.
Judging will be the length overall (incl. connectors)
Length tolerance: up to and including 10m=±2%, grater 10m =±1%

Maßstab	1:1	A4	
Datum	12.12.2017	Gezeichnet von	Gaby Schuster
			MegaCAD
Kunde	SVS-Vistek GmbH		
Benennung	KAB-HR12S-12OE-XX		

KSK
Kabel & Stecker Konfektionierung
Zwischen den Wegen 1
D-74343 Sachsenheim